

SCHOOL OF
BOTANICAL ART AND ILLUSTRATION



AT DENVER BOTANIC GARDENS



2016 WINTER/SPRING CATALOG OF COURSES



DENVER BOTANIC
GARDENS

TABLE OF CONTENTS

**FOR INFORMATION &
CONSULTATION ABOUT THE
SCHOOL OF BOTANICAL ART
& ILLUSTRATION:**

CALL: 720-865-3670

EMAIL: sbai@botanicgardens.org

VISIT OUR BLOG AT:

www.botanicalillustration.blogspot.com

**FOR INFORMATION
ABOUT MEMBERSHIP:**

CALL: 720-865-3525

EMAIL:

membership@botanicgardens.org

VISIT OUR WEBSITE AT:

www.botanicgardens.org

Message from the CEO	page 3
Course Requirements.	page 4
Courses at a Glance.	page 7
Visiting Instructor Workshops.	page 12
Introductory Course	page 15
Required Courses.	page 15
Electives.	page 21
Registration Information	page 31

MESSAGE FROM THE CEO



B. Churchley, Colored Pencil

I'm pleased to share that the School of Botanical Art & Illustration here at Denver Botanic Gardens now offers multiple avenues for artists of all skill levels to pursue their passion. For an initial goal, a foundational certificate offers instruction in skills and media essential to a solid footing in the discipline. For those seeking additional challenge and reward, a Certificate in Botanical Illustration offers subsequent aspiration. Enjoy the varied offerings the School of Botanical Art & Illustration has to offer this season.

A handwritten signature in black ink, which appears to be "Brian Vogt". The signature is stylized with loops and a long horizontal stroke at the end.

Brian Vogt, Denver Botanic Gardens CEO

2016 WINTER/SPRING COURSE REQUIREMENTS

SCHOOL OF BOTANICAL ART AND ILLUSTRATION

The world-renowned School of Botanical Art and Illustration is located at Denver Botanic Gardens, providing students and scholars with the opportunity to hone their skills in this specialized genre. Much has been said about the modern need to fuse art and science in order to expand economic development and enlightenment, but few programs are as direct in their impact as botanical illustration. The School of Botanical Art and Illustration focuses not only on technique but also on the plants themselves, with courses in botany and microscopy and lectures from visiting artists. From small, highly interactive classes to real-world opportunities for exhibition, sales and publication, the Gardens has every tool needed to instruct and inspire flourishing botanical artists.

Botanical art and illustration is the well-established tradition of portraying plants for scientific purposes, recording vanishing species for historical record or rendering the beauty and inspiration we experience in the flora around us.

Denver Botanic Gardens School of Botanical Art and Illustration's curriculum consists of a comprehensive series of classes in botanical illustration, providing the drawing and illustration skills required to render accurate and useful depictions of the plant world with a focus on detail. This program is for the dedicated illustrator as well as the devoted amateur. It culminates in a foundational certificate or advanced diploma in botanical illustration for some students, and offers an ongoing program of botanical classes for others.

FOUNDATIONAL CERTIFICATE IN BOTANICAL ART & ILLUSTRATION

Introductory Course

Students wishing to learn more about botanical illustration or to brush up on their skills before beginning the certificate sequence can take Introduction to Botanical Illustration, which is not part of the certificate requirements.

Required Courses

The following 15 courses are required if you wish to receive a Foundational Certificate in Botanical Art and Illustration. Classes should be taken in the order determined by their prerequisites.* Courses consist of exercises, critiques, demonstrations and homework assignments. A list of supplies for each course will be sent with class confirmation. **Please note:** To receive credit for any course, attendance is required at the first class and at 80 percent of the course.

1. Botanical Illustration in Pencil I
2. Light on Form
3. Botany for the Botanical Illustrator
4. Botanical Illustration in Pencil II
5. Composition for Botanical Illustration
6. Color Layering for Colored Pencil
7. Botanical Illustration in Colored Pencil I
8. Perfecting Perspective
9. Botanical Illustration in Colored Pencil II
10. Color Mixing
11. Botanical Illustration in Pen and Ink I
12. Botanical Illustration in Pen and Ink II

13. Botanical Illustration in Watercolor I

14. Botanical Illustration in Watercolor II

15. Portfolio Preparation Course

**Students are responsible for taking note of prerequisites and determining if they are eligible for a course. Class sizes are limited, and seats are meant for those filling course requirements.*

Elective courses

Elective courses serve a variety of purposes. They are designed to increase the student's knowledge, ability and experience in botanical art and should be integrated with the required courses. In addition to the 15 required courses, students must select no fewer than 100 elective hours; it is strongly recommended that students take relevant elective courses simultaneously with the required curriculum. The number of elective classes offered each year may vary. Typically, an elective course meets weekly for three hours over a five-week time period (15 hours total), but condensed courses are also available. Guest instructor workshops may be taken as electives.

Science and Art Lectures

Selected lectures at Denver Botanic Gardens qualify for elective credits. Attendance at one lecture gives one elective credit hour; students can receive a maximum of 15 credit hours from these lectures. Café Botanique is a lecture series open to School of Botanical Art and Illustration students, Gardens members, the general public, academia and artists. Pre-registration is required for credit.

2016 WINTER/SPRING COURSE REQUIREMENTS

SCHOOL OF BOTANICAL ART AND ILLUSTRATION

DISTANCE LEARNING OPTION

In addition to our traditional on-site botanical illustration curriculum, we offer an in-class/off-site option that combines classroom participation with remote online learning. The courses in the traditional on-site curriculum are interchangeable with the courses in the distance learning option.

Required On-Site Courses

The following required courses are held on-site over three days (Friday through Sunday). Work for these classes is completed entirely in the classroom.

- Botanical Illustration in Pencil I
- Light on Form
- Botany for the Botanical Illustrator
- Composition for Botanical Illustration
- Color Layering for Colored Pencil
- Perfecting Perspective
- Portfolio Preparation Course

Required Online Courses with On-Site Component

The following courses are offered through a combination of a two-day on-site intensive classroom experience and online instruction:

- Botanical Illustration in Pencil II
- Botanical Illustration in Colored Pencil I
- Botanical Illustration in Colored Pencil II
- Color Mixing
- Botanical Illustration in Pen and Ink I
- Botanical Illustration in Pen and Ink II
- Botanical Illustration in Watercolor I
- Botanical Illustration in Watercolor II

Classroom Instruction

The classroom instruction portion of courses offered with an online component covers the material in 10 hours spread over two consecutive days. During this classroom session the student will learn new techniques and receive one-on-one tutoring.

The Off-Site Learning Approach

Following the two-day concentrated classroom instruction, three Internet sessions cover the remaining course elements. The successful completion of final artwork (a plate) one month (30 days) after the conclusion of the on-site session is the culmination of each of the distance learning courses.

Students must use a scanner or digital camera to record their weekly achievements and email the high-resolution image to the instructor and the school manager. All student questions, as well as instructor

answers, recommendations and suggestions, are handled by email. The student must send a scan of the final plate to the instructor and the school manager in order to receive credit for the course.

Elective Courses

A selection of electives following the in-class/off-site model is offered occasionally.

FOUNDATIONAL CERTIFICATE IN BOTANICAL ART AND ILLUSTRATION IN 2016

Upon completion of all course work, students may express their interest in applying for portfolio review and certification by requesting a transcript from the program manager and registering for the portfolio preparation course by **February 1, 2016**.

The Portfolio Preparation Course is mandatory for graduation. In spring 2016 the Portfolio Preparation Course is offered at two different times. Candidates who have taken the Portfolio Preparation Course prior to 2016 do not need to attend; however, the update course is free of charge if space is available. Please contact the manager for availability.

After the Portfolio Preparation Course, candidates have the opportunity for individual consultation with instructors to refine their portfolio pieces prior to the final portfolio drop-off on **September 1, 2016**. More detailed information is circulated at the time of application approval and at the Portfolio Preparation Course.

The complete portfolio must contain five finished botanical plates (preferable plate size 11"x14" or smaller) in the following media:

1. Graphite pencil
2. Colored pencil
3. Pen and ink
4. Water media
5. Artist's choice (a plate in any of the media taught or a combination of them). The subject matter for this plate can be anything included in the school's teaching curriculum.

KEY DATES FOR 2016 PORTFOLIO REVIEW:

Deadline for Application: February 1, 2016
Final Portfolio Drop-off: September 1, 2016
Portfolio Review: October 4, 2016, 1-3 p.m.

GRADUATION CEREMONY FOR 2016 GRADUATES:

November 20, 2016, 1-2 p.m.

ANNUAL GRADUATE AND 2016 STUDENT SHOW OPENING RECEPTION:

November 20, 2016, 2-3 p.m.

2016 WINTER/SPRING COURSE REQUIREMENTS SCHOOL OF BOTANICAL ART AND ILLUSTRATION

DIPLOMA IN BOTANICAL ILLUSTRATION

To be eligible for the diploma program, a student must have completed the Certificate of Botanical Art and Illustration (prior to 2013) or Foundational Certificate in Botanical Art and Illustration (2013 and after) from Denver Botanic Gardens. Students are also eligible if they have completed a certificate in botanical art and illustration, scientific illustration, nature illustration or equivalent from another institution.

Requirements for Diploma in Botanical Illustration

1. One hundred (100) elective classroom hours, including a minimum of three courses (15-18 hours each) at the master's level.
2. Portfolio containing four finished botanical plates selected from any the following media (maximum plate size 11" x 14"). Portfolio must include at least two different media:
 - graphite
 - carbon dust
 - polycarbonate pencil
 - ink (technical pen, quill, brush, scratchboard)
 - colored pencil (oil and/or wax based)
 - watercolor
 - gouache
 - watercolor pencil
 - transparent acrylics
 - egg tempera
 - silverpoint
 - A mixture of the above


Oils, pastels or digital media are not accepted as part of the portfolio. Additional details regarding presentation and size are provided upon acceptance into the program.

3. Completion of a supervised independent study (a minimum of six weeks or 240 hours). The independent study may include, for example:
 - Research on a rare species, an invasive species, noxious weed, fossil, pollination biology or other. Includes an essay and a minimum of four illustrations (containing dissections.)
 - Dummy book with an educational theme or content directed to children.
 - An internship as an illustrator at a museum, botanic garden, science center or other relevant institution that provides on-the-job experience as a scientific/botanical illustrator.

SCHOLARSHIP PROGRAM

Denver Botanic Gardens School of Botanical Art and Illustration awards annual scholarships to any new student who is planning to enroll in any of the required classes without prerequisites at the School of Botanical Art and Illustration. The awards are determined on a competitive basis and require the submission of a portfolio and artist's statement.

The annual application deadline is October 31.



Randy Raak, Carbon Dust

The annual application deadline is October 31.

COURSES AT A GLANCE



JANUARY – FEBRUARY 2016				
Class/Instructor	Day/Times	Dates	Medium	Page
OPEN STUDIO Instructor (10 a.m. – noon) varies	Mondays 9 a.m. – noon	Jan. 18, Feb. 1, 15	Open to All	21
Color Mixing Constance Sayas	5 Mondays 1-4 p.m.	Jan. 11, 18, 25, Feb. 1, 8	Techniques (R) Open to All	20
Winter Bits of Beauty Constance Sayas	5 Mondays 6-9 p.m.	Jan. 11, 18, 25, Feb. 1, 8	Watermedia (E) (WC1, LoF)	29
Exotic Fruits and Vegetables in CP on Mylar Susan DiMarchi	5 Tuesdays 9 a.m. – noon	Jan. 12, 19, 26, Feb. 2, 9	Colored Pencil (E) (CP2)	26
Botanical Illustration in Colored Pencil I Susan DiMarchi	5 Tuesdays 1-4 p.m.	Jan. 12, 19, 26, Feb. 2, 9	Colored Pencil (R) (P1, LoF, CL)	19
Radiant Botanicals Renee Jorgensen	5 Tuesdays 6-9 p.m.	Jan. 12, 19, 26, Feb. 2, 9	Watercolor Pencil (E) (P&I 1, WCP1)	28
Botanical Illustration in Pen and Ink I Marjorie Leggitt	5 Wednesdays 9 a.m. – noon	Jan. 13, 20, 27, Feb. 3, 10	Pen and Ink (R) (P1, LoF or PP)	18
Watercolor Pencil I Renee Jorgensen	5 Wednesdays 1-4 p.m.	Jan. 13, 20, 27, Feb. 3, 10	Techniques (E) (P1, LoF, CL, CM)	28
The Medieval Medicine Cupboard Renee Jorgensen	5 Wednesdays 6-9 p.m.	Jan. 13, 20, 27, Feb. 3, 10	Mixed Media (E) (Please see the catalog)	24
Miniatures in Ink Susan DiMarchi	5 Thursdays 9 a.m. – noon	Jan. 14, 21, 28, Feb. 4, 11	Techniques (E) (EI or P&I1 plus LoF)	25
Realism in Botanical Illustration Randy Raak	5 Thursdays 1-4 p.m.	Jan. 14, 21, 28, Feb. 4, 11	Techniques (E) (CP1 or WC1)	23
Scratchboard I Randy Raak	Fri, Sat, Sun 9 a.m. – 2:30 p.m.	Jan. 15-17	Techniques (E) (P&I1, LoF, COM)	24
Composition for Botanical illustration Marjorie Leggitt	Fri, Sat, Sun 9 a.m. – 2:30 p.m.	Jan. 22-24	Techniques (R) Open to All	16
Botanical Illustration in Pencil I Constance Sayas	Fri, Sat, Sun 9 a.m. – 2:30 p.m.	Jan. 29-31	Graphite (R) Open to All	16
2016 PORTFOLIO PREPARATION COURSE REGISTRATION DEADLINE				
	Monday	Feb. 1		
Botany for Botanical Illustrator Mervi Hjelmoos-Koski	Fri, Sat, Sun 9 a.m. – 2:30 p.m.	Feb. 5-7	Techniques (R) Open to All	16
Perfecting Perspective Marjorie Leggitt	Fri, Sat, Sun 9 a.m. – 2:30 p.m.	Feb. 12-14	Techniques (R) (P1)	18
Botanical Zentangle® Annie Reiser	Saturday 9 a.m. – 2:30 p.m.	Feb. 13	Techniques (E) Open to All	22

PLEASE NOTE: Students with Botanical Illustration Certificate are eligible to take all electives

(NC) Non Credit; (R) Required Course; (E) Elective Course; (P) Pencil; (P&I) Pen and Ink; (LoF) Light on Form; (PP) Perfecting Perspective; (BO) Botany; (CA) Calligraphy; (EI) Expressive Ink; (ET) Egg Tempera; (COM) Composition; (CL) Color Layering for Colored Pencil; (CP) Colored Pencil; (CM) Color Mixing; (SCR) Scratchboard; (WC) Water Color; (WP) Watercolor Pencil; (Z) Zentangle

 = Visiting Instructor |  = Distance Learning Option |  = Off-Site

COURSES AT A GLANCE

FEBRUARY – MARCH 2016				
Class/Instructor	Day/Times	Dates	Medium	Page
OPEN STUDIO Instructor (10 a.m. – noon) varies	Mondays 9 a.m. – noon	Feb. 15, March 7	Open to All	21
DOT: Ehret and the Golden Age of Plant III Constance Sayas	5 Mondays 1-4 p.m.	Feb. 15, 22, 29, March 7, 14	Watermedia (E) (WC 2)	29
Light on Form Constance Sayas	5 Mondays 6-9 p.m.	Feb. 15, 22, 29, March 7, 14	Techniques (R) (P1)	17
Botanical Illustration in Pencil I Laurence Pierson	5 Tuesdays 9 a.m. – noon	Feb. 23, March 1, March 8, 15, 22	Graphite (R) Open to All	16
Botanical Illustration in Watercolor I Laurence Pierson	5 Tuesdays 1-4 p.m.	Feb. 23, March 1, March 8, 15, 22	Watermedia (R) (P1, CM)	20
Botanical Illustration in Colored Pencil II Susan DiMarchi	5 Tuesdays 6-9 p.m.	Feb. 16, 23, March 1, 8, 15	Colored Pencil (R) (CP1, PP, COM, BOT)	20
Into the Dark: Cast Shadows Marjorie Leggitt	3 Wednesdays 9 a.m. – 2:30 p.m.	Feb. 17, 24, March 9	Techniques (E) (P1, LoF)	22
Botanical Illustration in Watercolor II Constance Sayas	5 Wednesdays 6-9 p.m.	Feb. 17, 24, March 2, 9, 16	Watermedia (R) (WC1, LoF, PP, COM, BOT)	21
Introduction to Botanical Illustration Renee Jorgensen	3 Thursdays 9 a.m. – 2:30 p.m.	Feb. 18, 25, March 3	Open to All	15
Make an Art Portfolio Case Mervi Hjelmroos-Koski	1 Tuesday 9 a.m. – 4 p.m.	Feb. 16	Bookbinding (E) Open to All	21
Color Layering for Colored Pencils Susan Rubin	Fri, Sat, Sun 9 a.m. – 2:30 p.m.	Feb. 19-21	Colored Pencil (R) Open to All	19
Portfolio Preparation Course Mervi Hjelmroos-Koski	1 Friday 9 a.m. – 4 p.m.	Feb. 26	All Coursework for the Foundational Certificate	15
Portfolio Preparation Course Mervi Hjelmroos-Koski	1 Saturday 9 a.m. – 4 p.m.	Feb. 27	All Coursework for the Foundational Certificate	15
 Drawing to Think – Drawing to See Sarah Simblet, U.K.	Wed, Thu 9 a.m. – 2:30 p.m.	March 2-3	Techniques (E) (P&I1)	12
 Mastering Quill Sarah Simblet, U.K.	Fri, Sat, Sun 9 a.m. – 2:30 p.m.	March 4-6	Ink (E) (P&I2)	12

PLEASE NOTE: Students with Botanical Illustration Certificate are eligible to take all electives

(NC) Non Credit; (R) Required Course; (E) Elective Course; (P) Pencil; (P&I) Pen and Ink; (LoF) Light on Form; (PP) Perfecting Perspective; (BO) Botany; (CA) Calligraphy; (EI) Expressive Ink; (ET) Egg Tempera; (COM) Composition; (CL) Color Layering for Colored Pencil; (CP) Colored Pencil; (CM) Color Mixing; (SCR) Scratchboard; (WC) Water Color; (WP) Watercolor Pencil; (Z) Zentangle

 = Visiting Instructor |  = Distance Learning Option |  = Off-Site

COURSES AT A GLANCE

MARCH – APRIL 2016				
Class/Instructor	Day/Times	Dates	Medium	Page
OPEN STUDIO Instructor (10 a.m. – noon) varies	Mondays 9 a.m. – noon	April 4, 18	Open to All	21
Improve Your Handwriting Skills Renee Jorgensen	Monday 9 a.m. – 4 p.m.	March 21	Techniques (E) Open to All	22
Botanicals in Egg Tempera Laurence Pierson	5 Mondays 1-4 p.m.	March 28, April 4, April 18, 25, May 2	Watermedia (E) (WC 1, LoF, COM)	28
Botanical Illustration in Pencil I Renee Jorgensen	5 Mondays 6-9 p.m.	April 4, 11, 18, April 25, May 2	Graphite (R) Open to All	16
Take a Walk on the Wild Side Susan DiMarchi	4 Tuesdays 9 a.m. – 2:30 p.m.	March 29, April 5, 12, 19	Mixed Media (E) (Please see the catalog)	26
Mysterious Yellows Constance Sayas	5 Tuesdays 6-9 p.m.	March 22, 29, April 5, 12, 19	Watermedia (E) (WC1, LoF)	30
Botanical Illustration in Pencil II Randy Raak	5 Wednesdays 9 a.m. – noon	March 16, 23, 30, April 6, 13	Graphite (R) (P1, LoF, PP, COM, BOT)	17
Botany for Botanical Illustrator Mervi Hjelmroos-Koski	5 Wednesdays 1-4 p.m.	March 9, 16, 23, March 30, April 6	Techniques (R) Open to All	16
Textile Design in the Arts and Crafts Style Susan Rubin	5 Wednesdays 6-9 p.m.	March 23, 30, April 6, 13, 20	Colored Pencil (E) (CP2)	26
Birds in Graphite Randy Raak	6 Thursdays 9 a.m. – noon	March 17, 24 (☹), 31, April 7, 14, 21	Graphite (E) (P1, LoF, COM)	23
Brilliant Butterflies Renee Jorgensen	5 Thursdays 1-4 p.m.	March 24, 31, April 7, 14, 21	Mixed Media (E) (Please see the catalog)	24
Botanical Illustration in Pen and Ink I Renee Jorgensen	5 Thursdays 6-9 p.m.	March 24, 31, April 7, 14, 21	Pen and Ink (R) (P1, LoF or PP)	18
Make an Art Portfolio Case Mervi Hjelmroos-Koski	Thursday 9 a.m. – 4 p.m.	March 10	Bookbinding (E) Open to All	21
 SCHISLER ACADEMY, Loveland, CO				
Botanical Illustration in Pencil I Susan DiMarchi	Fri, Sat, Sun 9 a.m. – 2:30 p.m.	March 11-13	Graphite (R) Open to All	16
Botany for Botanical Illustrator Mervi Hjelmroos-Koski	Fri, Sat, Sun 9 a.m. – 2:30 p.m.	March 18-20	Techniques (R) Open to All	16
Pysanky – Ukrainian Easter Eggs Annie Reiser	Fri, Sat, Sun 9 a.m. – 2:30 p.m.	March 11-13	Techniques (E) Open to All	22
 Botanical Illustration in Pen and Ink II Marjorie Leggitt	Fri, Sat 9 a.m. – 2:30 p.m.	March 18-19	Pen and Ink (R) (P1, LoF, PP, COM, BOT)	19
 Color Mixing Constance Sayas	Fri, Sat 9 a.m. – 2:30 p.m.	March 25-26	Techniques (R) Open to All	20
Textural and Terrific Libby Kyer	Fri, Sat, Sun 9 a.m. – 2:30 p.m.	April 1-3	Techniques (E) (CP1)	27
 Deliberate Composition Hillary Parker, FL	Fri, Sat, Sun 9 a.m. – 2:30 p.m.	April 8-10	Techniques (E) (Please see the catalog)	13

PLEASE NOTE: Students with Botanical Illustration Certificate are eligible to take all electives

(NC) Non Credit; (R) Required Course; (E) Elective Course; (P) Pencil; (P&I) Pen and Ink; (LoF) Light on Form; (PP) Perfecting Perspective; (BO) Botany; (CA) Calligraphy; (EI) Expressive Ink; (ET) Egg Tempera; (COM) Composition; (CL) Color Layering for Colored Pencil; (CP) Colored Pencil; (CM) Color Mixing; (SCR) Scratchboard; (WC) Water Color; (WP) Watercolor Pencil; (Z) Zentangle

 = Visting Instructor |  = Distance Learning Option |  = Off-Site

COURSES AT A GLANCE


APRIL – MAY – JUNE 2016				
Class/Instructor	Day/Times	Dates	Medium	Page
OPEN STUDIO Instructor (10 a.m. – noon) varies	Mondays 9 a.m. – noon	May 2, 16	Open to All	21
Elegant Lines Renee Jorgensen	5 Mondays 1-4 p.m.	May 9, 16, 23, June 6, 13	Calligraphy (E) Open to All	22
Miniatures in Ink Susan DiMarchi	5 Mondays 6-9 p.m.	May 16, 23, June 6, 13, 20	Techniques (E) (EI or P&I plus LoF)	25
Botanical Illustration in Colored Pencil II Susan DiMarchi	5 Tuesdays 9 a.m. – noon	April 26, May 3, May 10, 17, 24	Colored Pencil (R) (CP1, PP, COM, BOT)	20
Composition for Botanical Illustration Marjorie Leggitt	5 Tuesdays 1-4 p.m.	April 26, May 3, May 10, 17, 24	Techniques (R) Open to All	16
Perfecting Perspective Marjorie Leggitt	5 Tuesdays 6-9 p.m.	April 26, May 3, May 10, 17, 24	Techniques (R) (P1)	18
Carbon Dust Advanced Randy Raak	5 Wednesdays 9 a.m. – noon	April 20, 27, May 11, 18, 25	Graphite (E) (P2, CD1)	24
Botanical Illustration in Watercolor II Laurence Pierson	5 Wednesdays 1-4 p.m.	April 13, 20, 27 May 11, 18	Watermedia (R) (WC1, LoF, PP, COM, BOT)	21
Botanical Illustration in Colored Pencil I Susan DiMarchi	5 Wednesdays 6-9 p.m.	April 27, May 4, May 11, 18, 25	Colored Pencil (R) (P1, LoF, CL)	19
Perspective and the Still Life Marjorie Leggitt	3 Thursdays 9 a.m. – 2:30 p.m.	May 12, 19, 26	Techniques (E) (P1, LoF, PP)	23
Botanical Illustration in Pen and Ink II Renee Jorgensen	5 Thursdays 6-9 p.m.	April 28, May 5, 12, May 19, 26	Pen and Ink (R) (P&I, LoF, PP, COM, BOT)	19
 SCHISLER ACADEMY, Loveland, CO				
Composition for Botanical Illustration Marjorie Leggitt	Fri, Sat, Sun 9 a.m. – 2:30 p.m.	April 15-17	Techniques (R) Open to All	16
Botanical Illustration in Pencil I Susan DiMarchi	Fri, Sat, Sun 9 a.m. – 2:30 p.m.	April 15-17	Graphite (R) Open to All	16
Color Layering for Colored Pencil Susan Rubin	Fri, Sat, Sun 9 a.m. – 2:30 p.m.	April 22-24	Techniques (R) Open to All	19
Botanical Zentangle® Annie Reiser	1 Saturday 9 a.m. – 2:30 p.m.	April 30	Techniques (E) Open to All	22
 How to Capture Fine Details and Textures in Watercolor Christabel King, U.K.	Wed, Thu 9 a.m. – 2:30 p.m.	May 4-5	Watermedia (E) (WC1, LoF)	14
 Mastering Watercolor Christabel King, U.K.	Fri, Sat, Sun 9 a.m. – 2:30 p.m.	May 6-8	Watermedia (E) (WC2)	14
Light on Form Marjorie Leggitt	Fri, Sat, Sun 9 a.m. – 2:30 p.m.	May 13-15	Techniques (R) (P1)	17
 SCHISLER ACADEMY, Loveland, CO				
Light on Form Susan Rubin	Fri, Sat, Sun 9 a.m. – 2:30 p.m.	May 20-22	Techniques (R) (P1)	17
 Botanical Illustration in Watercolor I Laurence Pierson	Fri, Sat, Sun 9 a.m. – 2:30 p.m.	May 20-22	Watermedia (R) (P1, CM)	20

PLEASE NOTE: Students with Botanical Illustration Certificate are eligible to take all electives

(NC) Non Credit; (R) Required Course; (E) Elective Course; (P) Pencil; (P&I) Pen and Ink; (LoF) Light on Form; (PP) Perfecting Perspective; (BO) Botany; (CA) Calligraphy; (EI) Expressive Ink; (ET) Egg Tempera; (CD) Carbon Dust; (COM) Composition; (CL) Color Layering for Colored Pencil; (CP) Colored Pencil; (CM) Color Mixing; (SCR) Scratchboard; (WC) Water Color; (WP) Watercolor Pencil; (Z) Zentangle

 = Visiting Instructor |  = Distance Learning Option |  = Off-Site

COURSES AT A GLANCE

MAY – JUNE 2016				
Class/Instructor	Day/Times	Dates	Medium	Page
OPEN STUDIO Instructor (10 a.m. – noon) varies	Mondays 9 a.m. – noon	June 6, 20	Open to All	21
Trompe L'Oeil Susan Rubin	5 Tuesdays 9 a.m. – noon	May 31, June 7, June 14, 21, 28	Colored Pencil (E) (CP2)	27
What is Blooming Now? Constance Sayas	5 Tuesdays 1-4 p.m.	May 31, June 7, June 14, 21, 28	Watermedia (E) (WC1, LoF, COM)	30
Color Mixing Constance Sayas	5 Tuesdays 6-9 p.m.	May 31, June 7, June 14, 21, 28	Techniques (R) Open to All	20
Observe-Collect-Document Marjorie Leggitt & Mervi Hjelmroos-Koski	6 Wednesdays 9 a.m. – 4 p.m.	May 25 (☹),	Techniques + Pen and Ink (E) (P&I2)	25
	9 a.m. – noon	June 1, 8, 15, 22, 29		
Advanced Scratchboard Randy Raak	5 Wednesdays 1-4 p.m.	June 1, 8, 15, June 22, 29	Techniques, Ink (E) (SCR1)	25
Botanical Illustration in Pencil II Randy Raak	5 Wednesdays 6-9 p.m.	June 1, 8, 15, June 22, 29	Graphite (E) (P1, LoF, COM, PP, BOT)	17
Plants that Changed Civilizations Susan DiMarchi	5 Thursdays 9 a.m. – noon	June 2, 9, 16, June 23, 30	Mixed Media (E) (CP1, P&I1, COM)	27
White Blossoms Constance Sayas	5 Thursdays 1-4 p.m.	June 2, 9, 16, June 23, 30	Watermedia (E) (WC1, LoF)	30
Still Life in Egg Tempera Laurence Pierson	5 Thursdays 6-9 p.m.	June 2, 9, 16, June 23, 30	Watermedia (E) (ET, or equivalent)	29
Botanical Illustration in Pencil I Randy Raak	Fri, Sat, Sun 9 a.m. – 2:30 p.m.	May 27-29	Graphite (R) Open to All	16
Perfecting Perspective Marjorie Leggitt	Fri, Sat, Sun 9 a.m. – 2:30 p.m.	June 3-5	Techniques (R) (P1, LoF)	18
Botany for Botanical Illustrator Mervi Hjelmroos-Koski	Fri, Sat, Sun 9 a.m. – 2:30 p.m.	June 10-12	Techniques (R) Open to All	16
 Botanical Illustration in Colored Pencil I Susan Rubin	Fri, Sat 9 a.m. – 2:30 p.m.	June 17-18	Colored Pencil (R) (P1, LoF)	14
Light on Form Marjorie Leggitt	Fri, Sat, Sun 9 a.m. – 2:30 p.m.	June 24-26	Techniques (R) (P1)	17

REGISTER

(REGISTRATION BEGINS DECEMBER 8, 2015, 9 A.M.)

Online: www.botanicgardens.org | Phone: 720-865-3580

PLEASE NOTE: Students with Botanical Illustration Certificate are eligible to take all electives

(NC) Non Credit; (R) Required Course; (E) Elective Course; (P) Pencil; (P&I) Pen and Ink; (LoF) Light on Form; (PP) Perfecting Perspective; (BO) Botany; (CA) Calligraphy; (EI) Expressive Ink; (ET) Egg Tempera; (COM) Composition; (CL) Color Layering for Colored Pencil; (CP) Colored Pencil; (CM) Color Mixing; (SCR) Scratchboard; (WC) Water Color; (WP) Watercolor Pencil; (Z) Zentangle

 = Visting Instructor |  = Distance Learning Option |  = Off-Site

SARAH SIMBLET

Drawing to Think – Drawing to See

This intensive course offers a unique opportunity to learn a broad range of essential drawing skills, including the best use of materials and techniques. It aims to inspire confidence in the amateur and refresh the work of the more experienced illustrator. Using a range of dip pens and ink you will concentrate on shape, form and perspective, illumination and qualities of line, also the importance of expressive mark making in learning how to capture the movement and 'personality' of plants. Basic materials are provided for you to create a portfolio of experimental and traditional drawings, and learn skills relevant to both fine-art practice and botanical illustration. **Fee:** \$280 member, \$340 non-member (fee includes ink, nibs and Copic sketching pens). **Prerequisites:** Light on Form, Perfecting Perspective, Botanical Illustration in Pen and Ink I or intermediate skills in ink, or Certificate in Botanical Art and Illustration.

No refunds for registration cancellations after February 1, 2016, unless your seat can be filled.

DATE: Wed-Thu, March 2-3 | **TIME:** 9 a.m. – 2:30 p.m.

INSTRUCTOR: Sarah Simblet, Oxford, U.K.



Sarah Simblet



Sarah Simblet

Mastering Quill


"Drawing is the mirror through which I can understand my place in the world; it shows me how I think and makes me feel excited to be alive." —Sarah Simblet

This course offers three intensive days of experimental drawing with artist Sarah Simblet. Through practical sessions using pencils, dip pens, ink and paper, and daily illustrated talks looking at great contemporary and historical works of art, you will explore the power and importance of drawing as an expressive medium through which we can learn to see, understand and record the world of plants. **Fee:** \$400 member, \$460 non-member (fee includes ink, nibs and Copic sketching pens). **Prerequisites:** Botanical Illustration in Pen and Ink II or intermediate to advanced skills in ink, or Certificate in Botanical Art and Illustration.


No refunds for registration cancellations after February 1, 2016, unless your seat can be filled.

DATE: Fri-Sun, March 4-6 | **TIME:** 9 a.m. – 2:30 p.m.

INSTRUCTOR: Sarah Simblet, Oxford, U.K.



Dr. Sarah Simblet is a fine artist, broadcaster, lecturer and anatomist whose works explores the relationship between science, history and art. She has published three major art reference books with DK: "Anatomy for the Artist", "The Drawing Book" and "Botany for the Artist" and exhibits her drawings through her books. She also recently co-authored "The New Sylva", a breathtaking contemporary version of John Evelyn's "Sylva" from 1664. Sarah is dedicated to sharing and encouraging visual intelligence in others through her drawings, teaching and broadcasting worldwide. Sarah contributes to contemporary art shows, festivals and live events, and her work is held in national and private collections. She contributes regularly to British, American and international television and radio programs about science and art, and consults on national exhibitions. She is a tutor in anatomy at the Ruskin School of Art, University of Oxford, a lecturer at the National Gallery, London.



HILLARY PARKER 

Deliberate Composition – From Imitation to Interpretation

This intensive master class looks at composition as a process that begins before the first stroke of the pencil ever touches the paper. Through fascinating exercises and assignments that challenge their thinking in a more abstract way, students engage their keen observation skills and advanced drawing skills to interpret the plant's true nature and capture its vitality with scientific accuracy, freeing them from the crutch of directly copying their subject. This approach allows new opportunities for students to identify and express their individual artistic voice through their work.

Fee: \$310 member, \$370 non-member. **Prerequisites:** Composition for Botanical Illustration, Botanical Illustration Pen and Ink I.

No refunds for registration cancellations after March 4, 2016, unless your seat can be filled.

DATE: Fri-Sun, April 8-10 | **TIME:** 9 a.m. – 2:30 p.m.

INSTRUCTOR: Hillary Parker, Coral Gables, Florida

Hillary Parker



Hillary Parker is a naturalist and international award-winning botanical watercolor artist, with paintings exhibited and sold worldwide. She has taught and painted for 25 years and works full time to keep up with the requests of private and public commissions, lectures, teaching international workshops, offering private art instruction and presenting solo and group shows with the galleries and botanical gardens that represent her. Her watercolor commissions include both private collections and public institutions throughout the United States, Canada, the Bahamas, Argentina, Ecuador, Mexico, the Dominican Republic, El Salvador, Japan and South Africa.



Christabel King



Christabel King

CHRISTABEL KING

How to Capture Fine Details and Textures with Watercolor

The key to beautiful botanicals is in the details. Learn secrets of the time-tested techniques for accurately depicting specific details in watercolor. Improve your brush-handling skills and develop increased control with guided exercises. Practice paint-layering techniques to create vibrant color surfaces and sharp, clear details. New skills build confidence and can make your next watercolor project work for you.

Fee: \$260 member, \$310 non-member. **Prerequisites:** Botanical Illustration in Watercolor II or intermediate to advanced skills in watercolor.

No refunds for registration cancellations after April 4, 2016, unless your seat can be filled.

DATE: Wed-Thu, May 4-5 | **TIME:** 9 a.m. – 2:30 p.m.

INSTRUCTOR: Christabel King, Kew, U.K.

Mastering Watercolor – Explore Your Favorite Plant in Season

We supply a variety of plants, and you bring your enthusiasm to this class with a true master. You will be astonished at Christabel King's passion for depicting plants. The wide variety of spring plants in season offers drawing and painting subjects to suit all tastes, from wild species through garden hybrids to the highly bred perfection of florists' selection. This is a start-to-finish course that provides participants with an opportunity to explore the multiple skills of botanical illustration. Christabel will guide you through a magical, stress-free experience you will never forget. **Fee:** \$320 member, \$390 non-member.

Prerequisites: Botanical Illustration in Watercolor II or intermediate to advanced skills in watercolor.

No refunds for registration cancellations after April 4, 2016, unless your seat can be filled.

DATE: Fri-Sun, May 6-8 | **TIME:** 9 a.m. – 2:30 p.m.

INSTRUCTOR: Christabel King, Kew, U.K.



Christabel King has been working as an illustrator at the Royal Botanic Gardens, Kew for 40 years and is one of their foremost illustrators. After having graduated with a degree in botany and studying scientific illustration, she began painting for their prestigious Curtis's Botanical Magazine in 1975. Christabel King's work is an outstanding combination of beauty and scientific accuracy. She runs successful workshops and courses at Kew and is highly skilled and acclaimed for her work.

INTRODUCTORY COURSE

Introduction to Botanical Illustration

Start at the beginning. Whether you've had no experience with drawing or have forgotten what you learned way back when, this is the class for you. Learn drawing basics step by step in this gently paced course. Carefully explained demonstrations, simple exercises and helpful critiques will show you how to draw what you see. Build your drawing skills to enter the School of Botanical Art and Illustration with confidence. **Fee:** \$240 member, \$290 non-member. **No prerequisites.** **Note:** If you have had some drawing experience, please go directly to Botanical Illustration in Pencil I.

DATE: Thu, Feb. 18, 25, March 3 | **TIME:** 9 a.m. – 2:30 p.m.

INSTRUCTOR: Renee Jorgensen

REQUIRED COURSES


Portfolio Preparation Course

Upon completion of **all course work**, students may express their interest in applying for portfolio review and certification by requesting a transcript from the program manager and registering for the Portfolio Preparation Course by **February 1, 2016**.

Fee: \$230 (includes the course, individual consultation with the instructors and external portfolio review). The Portfolio Preparation Course is mandatory for graduation. In spring 2016 the Portfolio Preparation Course is offered at two different times. Candidates must choose one:

1. Fri, Feb. 26, 9 a.m. – 4 p.m.
2. Sat, Feb. 27, 9 a.m. – 4 p.m.

INSTRUCTOR: Mervi Hjelmroos-Koski



Renee Jorgensen, Pencil

2016 WINTER/SPRING COURSES

Botany for the Botanical Illustrator

What is the difference between a carpel and a pistil? Where is the stamen? The science of the subjects you draw determines what you see! Put away your pencils for this enlightening lab class designed specifically for students of botanical illustration. Take a close look at plant anatomy and learn to recognize botanical details that will make your drawings more accurate and realistic. Learn plant morphology through detailed instruction and supporting visuals. All of your botanical art will improve when you understand the subjects. **Fee:** \$240 member, \$290 non-member. **No prerequisites.**

DATE: Fri-Sun, Feb. 5-7 | **TIME:** 9 a.m. – 2:30 p.m.

INSTRUCTOR: Mervi Hjelmroos-Koski

DATE: Wed, March 9, 16, 23, 30, April 6 | **TIME:** 1-4 p.m.

INSTRUCTOR: Mervi Hjelmroos-Koski

SCHISLER ACADEMY OF FINE ARTS – Loveland

DATE: Fri-Sun, March 18-20 | **TIME:** 9 a.m. – 2:30 p.m.

INSTRUCTOR: Mervi Hjelmroos-Koski

DATE: Fri-Sun, June 10-12 | **TIME:** 9 a.m. – 2:30 p.m.

INSTRUCTOR: Mervi Hjelmroos-Koski

Composition for Botanical Illustration

The arrangement of line, shape and color in artwork is an art form in itself. The difference between a pleasant picture and amazing artwork is often found in composition. This course begins with a study of recognized masters and contemporary illustrators. Learn how to use compositional elements and principles in your botanical illustration. Create your own thumbnail compositions and develop insight and expertise to enhance all of your future illustrations. **Fee:** \$240 member, \$290 non-member. **No prerequisites.**

DATE: Fri-Sun, Jan. 22-24 | **TIME:** 9 a.m. – 2:30 p.m.

Instructor: Marjorie Leggitt

SCHISLER ACADEMY OF FINE ARTS – Loveland

DATE: Fri-Sun, April 15-17 | **TIME:** 9 a.m. – 2:30 p.m.

INSTRUCTOR: Marjorie Leggitt

DATE: Tue, April 26, May 3, 10, 17, 24 | **TIME:** 1-4 p.m.

INSTRUCTOR: Marjorie Leggitt



Sheire Melin

Botanical Illustration in Pencil I

Learn to draw! Begin with a brief history and an overview of the specific elements of botanical illustration. Learn the skills of careful observation and realistic drawing in graphite pencil, including line drawing, shading and perspective. Step-by-step added techniques help you render accurate perspective, texture and detail. This is the entry

course for every program student and a prerequisite for all required courses to follow. You'll emerge from this class with the tools you need to draw anything. **Fee:** \$240 member, \$290 non-member. **No prerequisites.**

DATE: Fri-Sun, Jan. 29-31 | **TIME:** 9 a.m. – 2:30 p.m.

INSTRUCTOR: Constance Sayas

DATE: Tue, Feb. 23, March 1, 8, 15, 22

TIME: 9 a.m. – noon

INSTRUCTOR: Laurence Pierson

SCHISLER ACADEMY OF FINE ARTS – Loveland

DATE: Fri-Sun, March 11-13 | **TIME:** 9 a.m. – 2:30 p.m.

INSTRUCTOR: Susan DiMarchi

DATE: Mon, April 4, 11, 18, 25, May 2 | **TIME:** 6-9 p.m.

INSTRUCTOR: Renee Jorgensen

DATE: Fri-Sun, April 15-17 | **TIME:** 9 a.m. – 2:30 p.m.

INSTRUCTOR: Susan DiMarchi

DATE: Fri-Sun, May 27-29 | **TIME:** 9 a.m. – 2:30 p.m.

INSTRUCTOR: Randy Raak

2016 WINTER/SPRING COURSES

Botanical Illustration in Pencil II



Randy Raak

Simple and classic, pencil drawing is a timeless art form. Expand on the drawing skills you learned in Botanical Illustration in Pencil I as you reinforce and refine your knowledge of graphite pencil. Learn additional techniques for shading, texture, perspective, depth and composition. A good drawing is the basis of botanical illustration in any

medium. Group instruction and individual attention are tailored to help you complete a botanical plate in this subtle and striking medium. **Fee:** \$240 member, \$290 non-member. **Prerequisites:** Botanical Illustration in Pencil I, Light on Form, Botany for the Botanical Illustrator.

DATE: Wed, March 16, 23, 30, April 6, 13

TIME: 9 a.m. – noon

INSTRUCTOR: Randy Raak

DATE: Wed, June 1, 8, 15, 22, 29 | **TIME:** 6-9 p.m.

INSTRUCTOR: Randy Raak



Susan Rubin

Light on Form

Take your drawings from flat to fabulous. The secret to portraying light and shadow on your subjects lies in understanding the scientific method of lighting as it applies to different forms. Beginning with basic geometric shapes, refine your skills in showing light and volume on any subject.

The class will work entirely in graphite pencil, but the principles apply to all other media. As you progress from fruits and vegetables to leaves and flowers to entire plants with complex shapes, you will overcome the obstacles in creating three-dimensional drawings. **Fee:** \$240 member, \$290 non-member. **Prerequisite:** Botanical Illustration in Pencil I.

DATE: Mon, Feb. 15, 22, 29, March 7, 14 | **TIME:** 6-9 p.m.

INSTRUCTOR: Constance Sayas

DATE: Fri-Sun, May 13-15 | **TIME:** 9 a.m. – 2:30 p.m.

INSTRUCTOR: Marjorie Leggitt

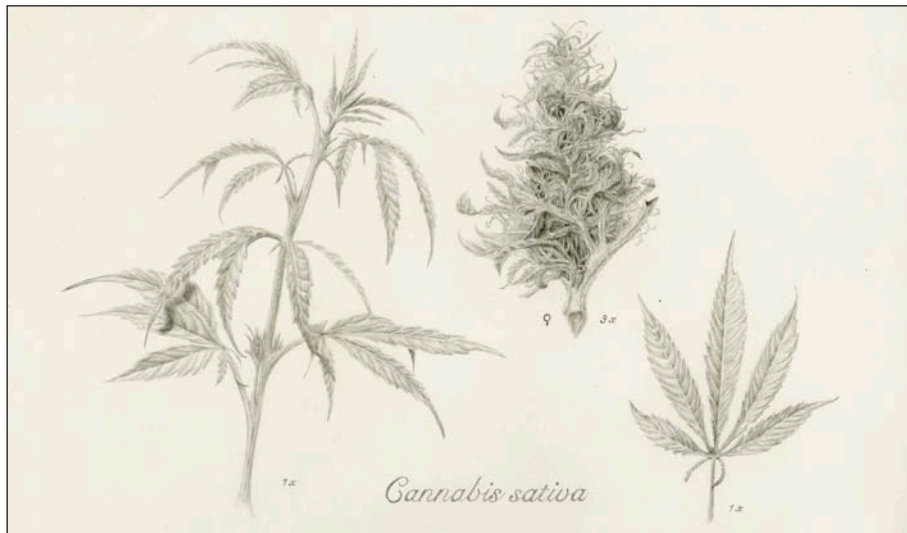
SCHISLER ACADEMY OF FINE ARTS – Loveland

DATE: Fri-Sun, May 20-22 | **TIME:** 9 a.m. – 2:30 p.m.

INSTRUCTOR: Susan Rubin

DATE: Fri-Sun, June 24-26 | **TIME:** 9 a.m. – 2:30 p.m.

INSTRUCTOR: Marjorie Leggitt



Stephanie Oliver



Marjorie Leggitt

Perfecting Perspective

Do you shy away from complicated plants? Even experienced illustrators sometimes struggle with foreshortening and simplify their subjects to eliminate difficult elements. Work with botanical subjects that demonstrate each aspect of perspective and learn techniques for seeing and depicting perspective accurately. The class will

work entirely in graphite pencil, but the principles apply to all art media. Gain confidence in your drafting skills and improve all of your drawings from this class forward. **Fee:** \$240 member, \$290 non-member. **Prerequisite:** Botanical Illustration in Pencil I.

DATE: Fri-Sun, Feb. 12-14 | **TIME:** 9 a.m. – 2:30 p.m.

INSTRUCTOR: Marjorie Leggitt

DATE: Tue, April 26, May 3, 10, 17, 24 | **TIME:** 6-9 p.m.

INSTRUCTOR: Marjorie Leggitt

DATE: Fri-Sun, June 3-5 | **TIME:** 9 a.m. – 2:30 p.m.

INSTRUCTOR: Marjorie Leggitt



Karen Eberhardt

Botanical Illustration in Pen and Ink I

Pen and ink is at the heart of botanical illustration. Expand your drawing repertoire as you learn techniques to create line, form and texture in black and white.

"Expressive line" and "stipple" become part of your artistic vocabulary as you practice this traditional medium with modern and versatile technical pens. Step-by-step instruction, demonstration and practice will give you the foundation you need to draw any botanical subject accurately and skillfully. **Fee:** \$240 member, \$290 non-member. **Prerequisite:** Botanical Illustration in Pencil I; Perfecting Perspective or Light on Form strongly recommended.

DATE: Wed, Jan. 13, 20, 27, Feb. 3, 10

TIME: 9 a.m. – noon

INSTRUCTOR: Marjorie Leggitt

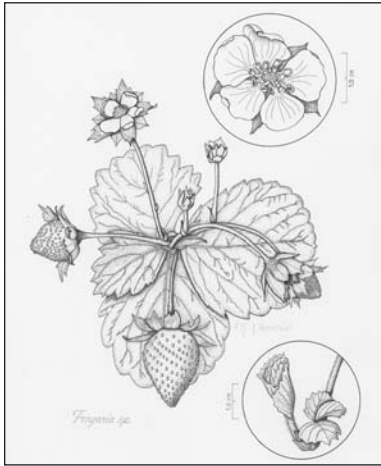
DATE: Thu, March 24, 31, April 7, 14, 21 | **TIME:** 6-9 p.m.

INSTRUCTOR: Renee Jorgensen



Michael Campbell, Colored Pencil

2016 WINTER/SPRING COURSES



Mary Francis

Botanical Illustration in Pen and Ink II

Take your pen and ink skills to a new level of sophistication. Explore the Gardens' limitless world of color, texture and complex botany and incorporate this information into black-and-white illustrations. Working with both technical pen and traditional quill, learn advanced techniques to make strokes mimic the fuzz

on a fern, the down in a milkweed pod or the mottled colors of a variegated begonia. Learn how to layer and manipulate lines and stipples to develop a full range of value, texture and atmospheric perspective. Pen techniques take on new meaning as you flesh out the final inked illustration of a plant of your choice. **Prerequisites:** Botanical Illustration in Pencil I, Botanical Illustration in Pen and Ink I, Perfecting Perspective, Light on Form, Botany for the Botanical Illustrator.

ONLINE WITH ON-SITE COMPONENT

Fee: \$350 member, \$400 non-member

IN-CLASS SESSIONS:

DATE: Fri-Sat, March 18-19 | **TIME:** 9 a.m. – 2:30 p.m.

All assignments are to be completed no later than April 18, 2016.

INSTRUCTOR: Marjorie Leggitt

Fee: \$240 member, \$290 non-member

DATE: Thu, April 28, May 5, 12, 19, 26 | **TIME:** 6-9 p.m.

INSTRUCTOR: Renee Jorgensen



Susan Rubin

Color Layering for Colored Pencil

Colored pencil presents a special challenge: mixing color directly on your drawing! Learn to use a simple color-mixing method adapted to the application of colored pencils. Two-, three- and

four-color mixing will get you to the gorgeous greens and luscious lilacs you've been missing. Learn to determine shadow colors for

vibrant results. Practice color matching with a variety of plant material as you create your own extensive color workbook to speed color selection and application for all future colored pencil drawings. **Fee:** \$240 member, \$290 non-member. **No prerequisites.**

DATE: Fri-Sun, Feb. 19-21 | **TIME:** 9 a.m. – 2:30 p.m.

INSTRUCTOR: Susan Rubin

DATE: Fri-Sun, April 22-24 | **TIME:** 9 a.m. – 2:30 p.m.

INSTRUCTOR: Susan Rubin



R. Swain

Botanical Illustration in Colored Pencil I

You've learned to layer colored pencil; now learn techniques to draw effectively in this medium. Apply your drawing skills and learn new methods specific to colored pencils. Techniques include layering, building and burnishing in color. This versatile, portable medium is perfect for sketching on

location as well as producing studio pieces. Learn through instruction, demonstration and practice on small studies of botanical subjects. You'll be ready to produce a finished plate in Botanical Illustration in Colored Pencil II. **Fee:** \$240 member, \$290 non-member. **Prerequisites:** Botanical Illustration in Pencil I, Light on Form, Color Layering for Colored Pencil.

DATE: Tue, Jan. 12, 19, 26, Feb. 2, 9 | **TIME:** 1-4 p.m.

INSTRUCTOR: Susan DiMarchi

DATE: Wed, April 27, May 4, 11, 18, 25 | **TIME:** 6-9 p.m.

INSTRUCTOR: Susan DiMarchi

ONLINE WITH ON-SITE COMPONENT

Fee: \$350 member, \$400 non-member

IN-CLASS SESSIONS:

DATE: Fri-Sat, June 17-18 | **TIME:** 9 a.m. – 2:30 p.m.

All assignments are to be completed no later than July 28, 2016.

INSTRUCTOR: Susan Rubin

2016 WINTER/SPRING COURSES

Botanical Illustration in Colored Pencil II

Take your colored pencil skills to the next level and become proficient in this fun, versatile medium. Work through a step-by-step process to create a preparatory layered drawing. Learn techniques to create texture, detail and depth to enhance your subject. Experiment with different surfaces and solvents for blending and shading. Add depth with atmospheric perspective and learn finishing techniques that will make your drawings pop. Individual attention will guide you to create a finished botanical plate. **Fee:** \$240 member, \$290 non-member. **Prerequisites:** Botanical Illustration in Pencil I, Light on Form, Botany for the Botanical Illustrator, Color Layering for Colored Pencil, Botanical Illustration in Colored Pencil I.

DATE: Tue, Feb. 16, 23, March 1, 8, 15 | **TIME:** 6-9 p.m.
INSTRUCTOR: Susan DiMarchi

DATE: Tue, April 26, May 3, 10, 17, 24 | **TIME:** 9 a.m. – noon
INSTRUCTOR: Susan DiMarchi

Color Mixing

The first step to watercolor painting is mixing colors. Learn a system for combining colors consistently to eliminate frustrating trial and error. Exercises, demonstrations and discussion will show you how to achieve the broadest possible spectrum. Learn about paint properties and important information about choosing pigments. Practice mixing colors to match a variety of plant material. You'll gain confidence and skills to improve all of your color work. **No prerequisites.**

Fee: \$240 member, \$290 non-member
DATE: Mon, Jan. 11, 18, 25, Feb. 1, 8 | **TIME:** 1-4 p.m.
INSTRUCTOR: Constance Sayas

ONLINE WITH ON-SITE COMPONENT

Fee: \$350 member, \$400 non-member
IN-CLASS SESSIONS:
DATE: Fri-Sat, March 25-26 | **TIME:** 9 a.m. – 2:30 p.m.
All assignments are to be completed no later than April 22, 2016.
INSTRUCTOR: Constance Sayas

Fee: \$240 member, \$290 non-member.
DATE: Tue, May 31, June 7, 14, 21, 28 | **TIME:** 6-9 p.m.
INSTRUCTOR: Constance Sayas



Helen Smithwick

drybrush detail. Learn to build washes for depth of tone and shading, and how to create soft and hard edges. With these foundational skills you'll be ready to create a finished plate in Botanical Illustration in Watercolor II. **Fee:** \$240 member, \$290 non-member. **Prerequisites:** Botanical Illustration in Pencil I, Color Mixing.

DATE: Tue, Feb. 23, March 1, 8, 15, 22 | **TIME:** 1-4 p.m.
INSTRUCTOR: Laurence Pierson

ONLINE WITH ON-SITE COMPONENT

Fee: \$350 member, \$400 non-member
IN-CLASS SESSIONS:
DATE: Fri-Sun, May 20-22 | **TIME:** 9 a.m. – 2:30 p.m.
All assignments are to be completed no later than June 24, 2016.
INSTRUCTOR: Laurence Pierson

2016 WINTER/SPRING COURSES



Karen Genoff-Campbell

Botanical Illustration in Watercolor II

Watercolor basics got you started; develop your confidence as you work toward completing a finished plate from a live specimen in this most traditional of botanical media. The emphasis is on bringing it all together. Learn and refine additional techniques through instruction, demonstration and practice, with

special attention to layering, shading and building form. Discover brush techniques and colors that enhance perspective and depth. Follow painting steps through completion, from broad washes to final detail. Learn how to fix mistakes and understand why watercolor is a forgiving medium. **Fee:** \$240 member, \$290 non-member. **Prerequisites:** Botanical Illustration in Pencil I, Color Mixing, Botanical Illustration in Watercolor I, Botany for the Botanical Illustrator, Light on Form.

DATE: Wed, Feb. 17, 24, March 2, 9, 16 | **TIME:** 6-9 p.m.

INSTRUCTOR: Constance Sayas

DATE: Wed, April 13, 20, 27, May 11, 18 | **TIME:** 1-4 p.m.

INSTRUCTOR: Laurence Pierson



Constance Sayas

ELECTIVES

OPEN STUDIO

Open Studio is for anyone who wants to experience a creative and supportive environment without attending a structured workshop. You can work on your own projects during open hours, at your own pace. A tutor is available for help and advice (10 a.m.-noon), but there will be no formal teaching. The tutor will help you get started on a project or advise how to add the finishing touches. Attending the Open Studio is ideal for anyone who wants to advance his/her personal projects (or ideas) or needs to refresh his/her knowledge of any media. **Fee:** \$20/session member, \$25/session non-member. **Pre-registration required.**

DATE: Mon, Jan. 18 | **TIME:** 9 a.m. – noon (Susan Rubin)

DATE: Mon, Feb. 1 | **TIME:** 9 a.m. – noon (Randy Raak)

DATE: Mon, Feb. 15 | **TIME:** 9 a.m. – noon (Susan DiMarchi)

DATE: Mon, March 7 | **TIME:** 9 a.m. – noon (Randy Raak)

DATE: Mon, April 4 | **TIME:** 9 a.m. – noon (Constance Sayas)

DATE: Mon, April 18 | **TIME:** 9 a.m. – noon (Susan DiMarchi)

DATE: Mon, May 2 | **TIME:** 9 a.m. – noon (Renee Jorgensen)

DATE: Mon, May 16 | **TIME:** 9 a.m. – noon (Randy Raak)

DATE: Mon, June 6 | **TIME:** 9 a.m. – noon (Renee Jorgensen)

DATE: Mon, June 20 | **TIME:** 9 a.m. – noon (Susan Rubin)

Make an Art Portfolio Case

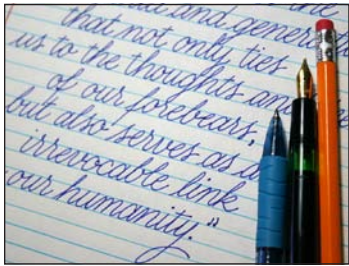
This workshop is geared toward graduate candidates but is open to everyone. Students will produce an attractive archival case for portfolio pieces or other art, papers or ephemera. It will be covered in quarter cloth with paper sides and ribbon ties. Three flaps inside the case protect the contents. **Fee:** \$100 member, \$135 non-member. Fee includes supply kit for the portfolio case (12" x 16") produced during the class. Additional fee if a larger portfolio case is made. **No prerequisites.**

DATE: Tue, Feb. 16 | **TIME:** 9 a.m. – 4 p.m.

INSTRUCTOR: Mervi Hjelmroos-Koski

DATE: Thu, March 10 | **TIME:** 9 a.m. – 4 p.m.

INSTRUCTOR: Mervi Hjelmroos-Koski



Renee Jorgensen

Improve Your Handwriting Skills

Handwriting is becoming a lost art since the personal computer and text messaging have become the primary written communication methods. Researchers suggest that developing writing skills

will aid the visual identification of graphic shapes. This workshop will teach how to develop and improve handwriting skills while exploring simple methods to improve signatures and penmanship. With practice, you will be able to make neater writing a habit.

Fee: \$96 member, \$140 non-member. **No prerequisites.**

DATE: Mon, March 21 | **TIME:** 9 a.m. – 4 p.m.

INSTRUCTOR: Renee Jorgensen

Elegant Lines

Learn copperplate or round hand lettering, the traditional style for labeling early botanical plates. Popular in England in the 17th and 18th Centuries, this elegant lettering complements botanicals beautifully. Start with an introduction to the oblique pen and flexible quill nibs. Practice basic pen strokes and learn to form each letter in this classic style. Learn label placement and lettering size to complete your plates with a special flourish. **Fee:** \$240 member, \$290 non-member. **No prerequisites.**

DATE: Mon, May 9, 16, 23, June 6, 13 | **TIME:** 1-4 p.m.

INSTRUCTOR: Renee Jorgensen



Annie Reiser

Pysanky – Ukrainian Ester Eggs

Beautiful batik with a botanical flair! We have all admired the intricate patterns and vivid colors of Ukrainian Easter eggs, called pysanky. Create your original egg design by combining motifs taught in class. Learn about the specialized techniques and tools for this batik method,

which uses aniline dyes with beeswax resist. A discussion of dyes and the process for layering and preparing them will have you ready to create one sample egg or more with your personal design, just in time for Easter. **Fee:** \$290 member, \$350 non-member (including kistkas, beeswax and dyes). **No prerequisites.**

DATE: Fri-Sun, March 11-13 | **TIME:** 9 a.m. – 2:30 p.m.

INSTRUCTOR: Annie Reiser



Annie Reiser

Botanical Zentangle®

In this class, based on the worldwide doodling craze called Zentangle® started by Rick Roberts and Maria Thomas, we will learn and practice repetitive strokes that form intricate decorative botanical patterns. Learn to relax and focus as you express your style through complex

ornamental drawings that are simple to render but look amazing and complicated. We will practice strokes consciously and deliberately, observe botanicals and mock their natural designs to make our own “botangles,” or repetitive strokes based on plants. Using keen observation and contour drawing techniques combined with the ability to translate plant forms and textures into patterns, you will create your own special botangle. **Fee:** \$95 member, \$130 non-member. **No prerequisites.**

DATE: Sat, Feb. 13 | **TIME:** 9 a.m. – 2:30 p.m.

INSTRUCTOR: Annie Reiser

DATE: Sun, April 30 | **TIME:** 9 a.m. – 2:30 p.m.

INSTRUCTOR: Annie Reiser



Majorie Leggitt

Into the Dark: Cast Shadows

Why do cast shadows do what they do? This class offers advice, inspiration and permission to add cast shadows to your illustrations. Lecture, observation, demonstration and lots of hands-on exercises

provide the knowledge required to create properly shaped and placed shadows. Starting with models and real objects, you will graduate to hypothetical situations in which shadows are created from intuition. Get ready to delve into the dark and gain insight and confidence to create more accurate shadows. **Fee:** \$240 member, \$290 non-member. **Prerequisite:** Botanical Illustration in Pencil I.

DATE: Wed, Feb. 17, 24, March 9 | **TIME:** 9 a.m. – 2:30 p.m.

INSTRUCTOR: Majorie Leggitt



Marjorie Leggitt

Perspective and the Still Life

Learn to artistically render a fully dimensional world, rich with organic and architectural perspective challenges. A review of linear perspective techniques provides you with a reinforced foundation to tackle more complex natural subjects. Next, explore one- and two-point perspective drawing methods. Start by drafting life-sized buildings,

then carry the same techniques to still life-sized man-made objects. Creatively arrange intriguing objects, then examine and produce new and interesting compositions filled with atmosphere and deep value shadows. But don't stop there! With guidance from the teacher, work toward a final graphite piece developed from instructor-arranged still lifes! After completing this comprehensive course, drawing the three-dimensional world will be limited only by your creative aspirations. **Fee:** \$240 member, \$290 non-member. **Prerequisites:** Botanical Illustration in Pencil I, entry-level class in any other media, Perfecting Perspective, or Certificate in Botanical Art and Illustration.

DATE: Thu, May 12, 19, 26 | **TIME:** 9 a.m. – 2:30 p.m.

INSTRUCTOR: Marjorie Leggitt



Randy Raak, Scratchboard



Randy Raak

Realism in Botanical Illustration

Bridge the gap between abstract theory and practical knowledge through skillful instruction. You will be introduced to James Gurney's Color and Light and learn to apply its principles to botanical illustration. Learn the theory of color as it applies to creating a

realistic image. You get plenty of individual guidance and learn how to work both in the gray scale and color mediums while creating your final piece, a convincingly realistic illustration similar to those in Gurney's book. A copy of the book, which James Gurney will sign especially for you, is included in the course price.

Fee: \$260 member, \$300 non-member. **Prerequisites:** Light on Form, Botanical Illustration in Watercolor I or Botanical Illustration in Colored Pencil I, or Certificate in Botanical Art and Illustration.

DATE: Thu, Jan. 14, 21, 28, Feb. 4, 11 | **TIME:** 1-4 p.m.

INSTRUCTOR: Randy Raak


Birds in Graphite

This class teaches common approaches to illustrating birds and how to overcome the challenging proportions and perspective of bird illustration. Start with a specific how-to session on bird photography and learn how to effectively use photographic references in artwork. The second session takes place at the Denver Zoo, where you will study a moving subject while sketching and photographing it at rest and in flight. Learn bird anatomy and physical characteristics through group instruction and individual attention. Using provided props, students will reference sketches and/or photos to create a sophisticated bird portrait ready to be framed, submitted to an exhibit or included in a portfolio. **Fee:** \$310 member, \$370 non-member (includes the entrance fee to the zoo on March 24). **Prerequisites:** Botanical Illustration in Pencil I, Light on Form, Perfecting Perspective strongly recommended or Certificate in Botanical Art and Illustration.

DATE: Thu, March 17, 24 (🚗 DENVER ZOO), 31, April, 7, 14, 21

TIME: 9 a.m. – noon

INSTRUCTOR: Randy Raak



Helen Smithwick

Carbon Dust Advanced

This class will push your drawing skills in carbon dust to an advanced level. Using a combination of carbon pencil lines and dust “washes” applied with brushes, this medium produces rich tonal renderings with the value range of charcoal and the precision of watercolor. Various tools associated with carbon dust, including carbon pencils, dust, brushes, blenders and fixative, will be introduced. Plants and vegetables are well suited as subjects with the technique. Use methodical layering to create a flawless continuous tone from soft gray tones to dark, deep values. Complete the finer details with pencil for a finished carbon-dust rendering. Black-and-white techniques take on a new meaning as you develop a final illustration well suited to the coming food plant related exhibit. **Fee:** \$240 member, \$290 non-member. **Prerequisites:** Carbon Dust I.

DATE: Wed, April 20, 27, May 11, 18, 25

TIME: 9 a.m. – noon

INSTRUCTOR: Randy Raak



Renee Jorgensen


The Medieval Medicine Cupboard: Herbs and Simples

May butter and five blades of saffron, a poultice of hot barley and herbs, rose and nut oils, little twisted violet sugar-sticks, betony

and vervain—this is just the beginning! One of the housewife’s main responsibilities in the Middle Ages was her household’s health. She relied on her herb garden to make the medicinal tinctures and tonics she needed for dosing her family and her servants. Her simples (medicinal herbs) produced commonsense cures for many everyday health troubles. Start the class with a review of medieval manuscript illuminations and explore design and layout ideas from the past. Learn about actual recipes, select a recipe and then design and create an illuminated cookbook page featuring herbs and other ingredients. Work toward creating a piece for possible inclusion in the 2016 exhibit in the Fulginiti Pavilion at the University of Colorado Anschutz Medical Campus. **Fee:** \$240 member, \$290 non-member. **Prerequisite:** Light on Form and entry-level course in any other media or Certificate in Botanical Art and Illustration.

DATE: Wed, Jan. 13, 20, 27, Feb. 3, 10 | **TIME:** 6-9 p.m.

INSTRUCTOR: Renee Jorgensen



Renee Jorgensen

Brilliant Butterflies

“Butterflies are self propelled flowers.” —R. H. Heinlein

The beauty of the butterfly extends to its relationship with the botanical realm. This class will explore the life cycle of the butterfly as well as its habitats, feeding habits and anatomy. Demonstrations will guide students in how to accurately draw a butterfly and apply iridescence to its colorful wings. The butterfly will be placed in context using modern mixed media such as watercolor, colored pencil, watercolor pencil, or pen and ink to create a traditional illumination of a beautiful butterfly. **Fee:** \$240 member, \$290 non-member. **Prerequisites:** Botanical Illustration in Pen and Ink I, Light on Form, Botanical Illustration in Colored Pencil I or Watercolor Pencil I, or Certificate in Botanical Art and Illustration.

DATE: Thu, March 24, 31, April 7, 14, 21 | **TIME:** 1-4 p.m.

INSTRUCTOR: Renee Jorgensen



Deanna Gammon

Scratchboard for Fine Details (Scratchboard I)

Pen and ink on clayboard surface is one of the most adaptable and forgiving combinations of pigment, medium and surface. All fear of using ink is gone! Discover the excitement of scratchboard, where contrasts in textures and values produce dramatic and luminous effects. Choose your favorite subject matter, either a conifer cone or another subject with plenty of details, and create a stunning composition. Learn the techniques to convey form, shading, textures and spatial perspective in your composition. The beautiful dried or dormant fruits of winter will provide inspiration for your finished plate in this inspiring weekend workshop. **Fee:** \$240 member, \$290 non-member. **Prerequisites:** Botanical Illustration in Pen and Ink I, Perfecting Perspective, Light on Form.

DATE: Fri-Sun, Jan. 15-17 | **TIME:** 9 a.m. – 2:30 p.m.

INSTRUCTOR: Randy Raak



Randy Raak

Advanced Scratchboard

You will continue exploring the potential of scratchboard in this class. As with no other medium, on scratchboard ink is correctible and can be used with a blade to combine black-and-white lines and dots, which are the basis of ink textures. Using colored ink, watercolor or gouache, you will add the color as an accent to highlight areas of specific botanical interest, or

you'll use the color as a compositional element. Demonstrations and examples will show how to create a vast range of textures to portray subjects with detail and accuracy. You'll select favorite subjects from nature to create a composition, and you'll work toward completing at least one final illustration. **Fee:** \$240 member, \$290 non-member. **Prerequisites:** Scratchboard I, Botanical Illustration in Watercolor I if working with watercolor or gouache.

DATE: Thu, June 1, 8, 15, 22, 29 | **TIME:** 1-4 p.m.

INSTRUCTOR: Randy Raak



Susan DiMarchi

Miniatures in Ink

Bring your big ideas and learn to scale them to a small format. Learn about the place of miniatures in the history of art. Discover the delights and challenges of working in diminutive dimensions. See how composition, line, form and precision are crucial to conveying the message in miniature. Each

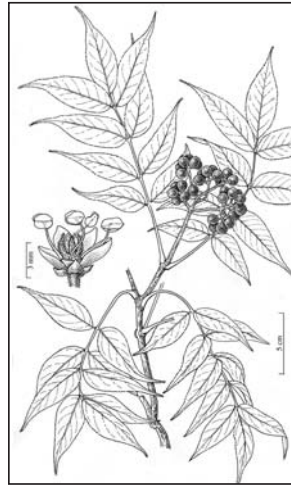
week, learn a different ink technique that will inspire you to complete several focused, fabulous botanical works in miniature. **Fee:** \$240 member, \$290 non-member. **Prerequisites:** Botanical Illustration in Pen and Ink II or Certificate in Botanical Art and Illustration.

DATE: Thu, Jan. 14, 21, 28, Feb. 4, 11 | **TIME:** 9 a.m. – noon

INSTRUCTOR: Susan DiMarchi

DATE: Mon, May 16, 23, June 6, 13, 20 | **TIME:** 6-9 p.m.

INSTRUCTOR: Susan DiMarchi



Marjorie Leggitt

Observe – Collect – Document

Have you ever had to draw a summer plant in the middle of January? Or how about a rare species that is only documented in a few snapshots? This is your chance to learn how to work from "roadkill"-flattened specimens! Discover the full process of documentation, from collecting and pressing to reconstruction and completing a final pen and ink plate. Beginning with an all-day field trip to Denver Botanic Gardens Chatfield

Farms, you will have time to sketch, observe and make notes. You'll learn how to select and collect a representative specimen for documentation. Using the 18"x 12" plant press included in your course fee, you'll prepare and press your selections. Back at the Gardens, learn how to mount the dried plant sample permanently on paper and work from those flat, dry specimens. It's not as hard as it looks! Step-by-step instruction provides guidance using special techniques that will make your dried plant come to life on paper. Using existing and newly learned pen and ink skills, you'll artistically create a beautiful botanical plate. Gain confidence with new illustration skills and expand your knowledge of the Gardens' resources as you work with the library and herbarium. **Fee:** \$350 member, \$410 non-member. **Prerequisite:** Botanical Illustration in Pen and Ink II.

DENVER BOTANIC GARDENS CHATFIELD FARMS

DATE: Wed, May 25 | **TIME:** 9 a.m. – 4 p.m.

INSTRUCTORS: Marjorie Leggitt and Mervi Hjelmroos-Koski

DATE: June 1, 8, 15, 22, 29 | **TIME:** 9 a.m. – noon

INSTRUCTORS: Marjorie Leggitt and Mervi Hjelmroos-Koski



Susan DiMarchi

Exotic Fruits and Vegetables in Colored Pencil on Mylar

Unusual shapes, odd textures and fascinating fragrances from all around the world have become familiar sightings as you walk down the produce

aisles in our local grocery stores and ethnic shops. "Hairy" rambutans, horned melons and the fractal-patterned Romanesco are among your inspirations for a finished botanical plate with an unusual flair. Demonstrations and personal attention will help you gain confidence and master new colored-pencil techniques. Your delectable drawing may be selected for the Gardens' future food-themed exhibit.

Fee: \$240 member, \$290 non-member. **Prerequisites:** Botanical Illustration in Colored Pencil II, Composition for Botanical Illustration or Certificate in Botanical Art and Illustration.

DATE: Tue, Jan. 12, 19, 26, Feb. 2, 9 | **TIME:** 9 a.m. – noon

INSTRUCTOR: Susan DiMarchi



Liberty Fabrics


Textile Design in the Arts and Crafts Style

The early 20th century saw a revival of interest in nature and a focus on handmade objects. Among the most celebrated textile designers, William Morris and Arthur Liberty created patterns that have stood the test of time. Join the arts and crafts movement of the 21st century and create your

own botanical print. Begin with small botanical motifs from your own drawings. Learn the traditional techniques for creating a repeating pattern and see how a block, half-drop and brick can change the look of the layout. Apply color to your design and learn how to have it printed as fabric, wallpaper or wrapping paper you can use again and again! **Fee:** \$240 member, \$290 non-member. **Prerequisites:** Botanical Illustration in Colored Pencil I and Composition for Botanical Illustration or Certificate in Art and Botanical Illustration.

DATE: Wed, March 23, 30, April 6, 13, 20 | **TIME:** 6-9 p.m.

INSTRUCTOR: Susan Rubin



Susan DiMarchi

Take a Walk on the Wild Side – Entheogenic Plants in Mixed Media

Plants are an essential resource for all life on Earth. In most cultures, plants also have a place as catalysts for the expansion of higher

consciousness. They can stimulate, lower inhibitions, create hallucinations and alter reality. Entheogens have been used for medicinal and mind-altering purposes dating back some 10,000 years; for example, Native Americans have used peyote cacti for religious ceremonies for thousands of years. Despite their reputation, these mild to magical mind-altering plants and fungi are just botanical specimens. Look past their notoriety and focus on portraying the beauty of the botany. With a focus on dynamic composition and detail, learn mixed media techniques that combine color with graphite and ink. Use your new skills to create an intriguing plate in mixed media that celebrates one of these historically hallucinogenic plants. **Fee:** \$320 member, \$380 non-member. **Prerequisites:** Botanical Illustration in Pencil I, Light on Form, any other entry-level media, Composition for Botanical Illustration.

DATE: Tue, March 29, April 5, 12, 19

TIME: 9 a.m. – 2:30 p.m.

INSTRUCTOR: Susan DiMarchi

2016 WINTER/SPRING COURSES



Libby Kyer

Textural and Terrific

Paint with colored pencils using wet and dry methods to take advantage of the versatility of this amazing tool. Use the liquid possibilities of colored pencils to explore techniques for hand-toning marble dust board; create underpaintings that anchor your painting; use light-bending colors

that enliven and inform your subjects; take advantage of the lovely textural tooth of the board. After intensive technique experiments, start your own luminous work in an 8" x 10" format. This will be a weekend of exploration and creativity that will energize your art.

Fee: \$240 member, \$290 non-member. **Prerequisite:** Botanical Illustration in Colored Pencil I.

DATE: Fri-Sun, April 1-3 | **TIME:** 9 a.m. – 2:30 p.m.

INSTRUCTOR: Libby Kyer



Susan Rubin

Trompe L'Oeil

What exactly am I seeing? Take realism to the next level and put perspective, composition, light on form and realistic drawing to the test. Trompe l'oeil (trump-loy) translates from the French to mean "fool the eye." Difficult but delightful, work in this style requires meticulous attention to detail and perspective, and relies on cast shadow to create the optical illusion that the two-dimensional work exists in three dimensions.

In use since antiquity and popular during the Renaissance, the trompe l'oeil style is always fascinating to view. With careful instruction in the style as well as specific techniques, you'll create a small tableau that tells a story. Step by step, you'll work out every detail of the effect, starting with a graphite layout along with careful study in light and shadow, and finishing with artwork that will have everyone scratching their heads. **Fee:** \$240 member, \$290 non-member. **Prerequisites:** Botanical Illustration in Colored Pencil II, Perfecting Perspective, Composition for Botanical Illustration or Certificate in Botanical Art and Illustration.

DATE: Tue, May 31, June 7, 14, 21, 28 | **TIME:** 9 a.m. – noon

INSTRUCTOR: Susan Rubin



Susan DiMarchi

Plants That Changed Civilizations

How did black pepper lead to the creation of the world's first banking system in Venice? How did the discovery of pineapple in the New World inspire the invention of the greenhouse in Europe? Discover these and other interesting facts in Bill Laws' beautifully illustrated book "50 Plants

That Changed the Course of History" (included in your course fee). Illustration can tell a tale with carefully curated and interwoven pictorial elements. A drawing of a boll weevil or a piece of cotton fabric could definitely be a consideration in your composition. Select your plant and learn how to combine elements to effectively tell your story while creating a strong overall composition. As you work in the medium of your choice or mixed media, the instructor will guide you in illustrating a fascinating botanical narrative that will engage viewers in a new way. Food-related plates may be considered for the Gardens' future food-themed exhibit. **Fee:** \$260 member, \$310 non-member. **Prerequisites:** Botanical Illustration in Pencil I, any other entry-level media or Certificate in Botanical Art and Illustration.

DATE: Thu, June 2, 9, 16, 23, 30 | **TIME:** 9 a.m. – noon

INSTRUCTOR: Susan DiMarchi



Renee Jorgensen

Watercolor Pencil I

This class will explore the versatility of watercolor pencils. Beginning with color studies to explore the qualities of watercolor pencils as they translate into watercolor, students will experiment with graphite, ink and color pencil as complementary media. These new skills will be used to create a finished botanical plate in this fresh and fluid medium. **Fee:** \$240 member, \$290 non-member.

Prerequisites: Botanical Illustration in Pencil I, Light on Form, Color Mixing, Color Layering for Colored Pencil or Certificate in Botanical Art and Illustration.

DATE: Wed, Jan. 13, 20, 27, Feb. 3, 10 | **TIME:** 1-4 p.m.

INSTRUCTOR: Renee Jorgensen

Radiant Botanicals with Watercolor Pencils

Add an extra flair to your pen and ink work with color! Innovation with mixed media can completely change the look of your drawings. Instruction and demonstration of how to combine ink drawing with ink washes, watercolor pencil and colored pencil will spark your imagination. First you'll analyze existing works of art to see how other illustrators have used the three media together. Then you'll dive right in to practice on your own pieces and discover the beauty of mixed media. **Fee:** \$240 member, \$290 non-member. **Prerequisites:** Botanical Illustration in Pen and Ink I, Watercolor Pencil I.

DATE: Tue, Jan. 12, 19, 26, Feb. 2, 9 | **TIME:** 6-9 p.m.

INSTRUCTOR: Renee Jorgensen



Laurence Pierson

Botanicals in Egg Tempera

Dating to ancient Egypt and most famous during the Renaissance, egg tempera painting is becoming increasingly popular with artists today. Tempera has unsurpassed luminosity, and dozens of glazes and scumbles can be applied in a day since it dries quickly. The medium

also allows for meticulous, fine linear detailing, making it an ideal paint for botanical illustration. You will learn all aspects of the medium: egg tempera's rich history, the characteristics of powdered pigments, how to mix fresh egg tempera paint from scratch, different ways to apply the paint and how to finish an egg tempera botanical painting. **Fee:** \$275 member, \$330 non-member (includes gessoed panel and pigments needed for the course). **Prerequisites:** Botanical Illustration in Watercolor I, Light on Form or Certificate in Botanical Art and Illustration or previous documented work with egg tempera.

DATE: Mon, March 28, April 4, 18, 25, May 2

TIME: 1-4 p.m.

INSTRUCTOR: Laurence Pierson



Laurence Pierson

Symbolism in Still Life (Egg Tempera)

Flowers have been depicted by painters through the ages. These days we've lost much of the symbolism associated with them, but earlier painters chose flowers to convey very specific messages about their subjects. Beyond the use of flowers, still life painting depicts familiar everyday objects and provides a unique point of contact between painting and daily life. Behind the pleasing

array of produce and objects, the paintings invite the viewer to discover a subtler message, exploring questions of appearance and reality and the nature of symbolism. Using the egg tempera technique, create your own personal still life painting with its unique symbolic message. **Fee:** \$280 member, \$355 non-member (includes gessoed panel and pigments needed for the course). **Prerequisites:** Botanical Illustration in Watercolor I, Botanicals in Egg Tempera or Certificate in Botanical Art and Illustration or previous documented work with egg tempera.

DATE: Thu, June 2, 9, 16, 23, 30 | **TIME:** 6-9 p.m.

INSTRUCTOR: Laurence Pierson



Constance Sayas

Winter Bits of Beauty

Discover the hidden charms of winter plants in this class. Explore and expose the extraordinary textures and tones from ordinary and often overlooked subjects. Learn to mix the subtle neutral colors often seen in dried bits such as twigs, bark, seedpods and crinkled leaves. You'll refine your drybrush skills using techniques appropriate for depicting texture and detail while you paint intimate studies of winter's botanical bits.

Fee: \$240 member, \$290 non-member. **Prerequisites:** Botanical Illustration in Watercolor I, Light on Form or Certificate in Botanical Art and Illustration.

DATE: Mon, Jan. 11, 18, 25, Feb. 1, 8 | **TIME:** 6-9 p.m.

INSTRUCTOR: Constance Sayas



Georg Dionysius Ehret

Drawing on Tradition: Ehret and the Golden Age of Plant Illustration

Georg Dionysius Ehret (1708-1770) is one of one of the most influential botanical artists of the 18th century, the golden age of plant illustration. He was born in Germany but did most of his work in Holland and England. He was the main illustrator for Hortus Cliffortianus and Trew's *Plantae Selectae*. Ehret's gift

was that of keen observation, a steady hand and perseverance to cultivate his skill at as a draftsman. His illustrations are known for their crisp, clean lines; simple, bold shapes; and rich, saturated colors. Study Ehret's paintings and become inspired. Then create a plant portrait in Ehret's iconic, bold style. You can choose to work in a painting medium in your choice, either watercolor or gouache. **Fee:** \$240 member, \$290 non-member. **Prerequisites:** Botanical Illustration in Watercolor I, Light on Form and Perfecting Perspective or Certificate in Botanical Art and Illustration.

DATE: Mon, Feb. 15, 22, 29, March 7, 14 | **TIME:** 1-4 p.m.

INSTRUCTOR: Constance Sayas

2016 WINTER/SPRING COURSES



Constance Sayas

Mysterious Yellows

Explore and master the subtleties of painting yellow hues. See how other botanical artists have worked with this challenging color. Through demonstration and practice, learn to create the best color mixes to convey shading while keeping yellows bright and clean. Learn how to apply shadow colors using both glazing and feathering techniques. Practice the

range of yellows from soft to striking. Work toward completing a plate of a beautiful yellow botanical. **Fee:** \$240 member, \$290 non-member. **Prerequisites:** Botanical Illustration in Watercolor I, Light on Form and Perfecting Perspective or Certificate in Botanical Art and Illustration.

DATE: Tue, March 22, 29, April 5, 12, 19 | **TIME:** 6-9 p.m.

INSTRUCTOR: Constance Sayas



Constance Sayas

What is Blooming Now?

Choose your favorite springtime bloom to create a floral flourish in watercolor. A transparent and fluid medium, watercolor is ideal for blending color and creating luminous flowers. Begin with color exercises, painting petals. Then focus on floral characteristics. Study flower textures and explore

wet-on-wet and drybrush techniques to learn different painting approaches to depict creases, crinkles, ruffles and folds. From petal studies to flower portraits, you will expand your watercolor skills as you create a painting of your favorite seasonal bloom.

Fee: \$240 member, \$290 non-member. **Prerequisites:** Botanical Illustration in Watercolor I, Light on Form, Perfecting Perspective or Certificate in Botanical Art and Illustration.

DATE: Tue, May 31, June 7, 14, 21, 28 | **TIME:** 1-4 p.m.

INSTRUCTOR: Constance Sayas



Constance Sayas

Painting White Blossoms

Do white blossoms on white paper leave you in a quandary? Don't shy away from a challenge! See how other artists have solved this dilemma as you learn techniques to ease the execution. Begin with exercises in light, shade and composition. Demonstrations teach you how to use form and placement to your

advantage. You'll learn how to find the right colors for your white flowers and create a finished portrait of these most delicate of petals. **Fee:** \$240 member, \$290 non-member. **Prerequisites:** Botanical Illustration in Watercolor I, Light on Form, Perfecting Perspective or Certificate in Botanical Art and Illustration.

DATE: Thu, June 2, 9, 16, 23, 30 | **TIME:** 1-4 p.m.

INSTRUCTOR: Constance Sayas

REGISTRATION INFORMATION

FIVE EASY WAYS TO ENROLL

1. **By Telephone:** 720-865-3580
2. **By Fax:** 720-865-3685 (24 HOURS)
3. **In Person:** Visit the Education Office at Denver Botanic Gardens, 1007 York Street 9 a.m. – 4 p.m., Monday – Friday
4. **By Mail:** Attention: Registrar 909 York Street, Denver, CO 80206
5. **Online:** www.botanicgardens.org

Inquiries and Consultation: 720-865-3670 or sbai@botanicgardens.org

Visit the Botanical Illustration blog at www.botanicalillustration.blogspot.com and find us on Facebook.

REFUND AND CANCELLATION POLICY:

Cancellations more than one week prior to a class are subject to a **15% cancellation** fee. Cancellations less than one week prior to class are non-refundable.

AFTER COURSE HAS COMMENCED:

Instructors are not authorized to grant or promise refunds or exceptions to course policies. In the event of a family emergency or inclement weather, the student can complete the course later by taking missed single classes from the same instructor and notifying the school manager two weeks before the course starts. If more than 20% of the course is missed because of a family emergency or inclement weather, the course can be retaken for free during the **same year from any instructor in that medium, if space is available.**

These policies apply to all registrations in the School of Botanical Art and Illustration program. Selected courses have additional cancellation and refund requirements printed with the course description. Denver Botanic Gardens regrets that it cannot make exceptions.

REQUIREMENTS FOR INDIVIDUAL COURSES:

Attendance **is required at the first class for all courses.** In order to receive credit, 80% of a course must be attended (at least 12 hours of a 15-hour course).

ACCESSIBILITY:

Denver Botanic Gardens and its classrooms are accessible for people with disabilities. Classrooms are located in Boettcher Memorial Center and Marnie's Pavilion.

MAP OF THE GARDENS

PARKING:

Parking is available in our parking lot directly across from the main entrance to the Gardens on the east side of York Street, between York and Josephine Streets. Street parking is available; please pay attention to street signs and parking restrictions.

HELPFUL INFORMATION:

[Denver International Airport](#)
[Denver B cycle \(rentable bicycles\)](#)
[RTD \(public transportation\)](#)

LODGING:


[Staybridge Suites Cherry Creek](#)
[JW Marriott Denver Cherry Creek](#)
[Hilton Garden Inn Cherry Creek](#)



Randy Raak, Graphite

FOR INQUIRIES & CONSULTATION: 720-865-3670

EMAIL: sbai@botanicgardens.org

Visit the Botanical Illustration's blog at www.botanicalillustration.blogspot.com
and find us on 

Stay connected to the Gardens!

www.botanicgardens.org



DENVER BOTANIC
GARDENS

1007 York Street | Denver, Colorado 80206 | www.botanicgardens.org

